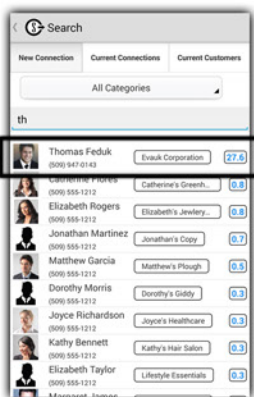


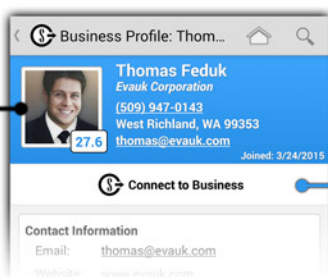
A Finding & Creating Connections



1 Locate a Business
Easily search and partner with another Solo business in your area. Or, quickly access an existing connection.

2 Search by:

- Business Category
- Business/Owner Name
- Phone
- Email
- Website

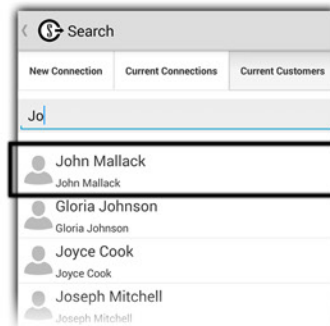


3 Get Connected!
Once you find a business you know, or feel would be a good partner to work with introduce yourself and request a connection!

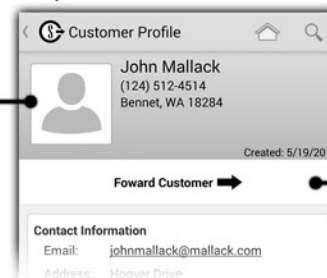
After reviewing your profile, your potential partner can approve the connection and the two of you can begin a new business relationship.

B Creating & Forwarding Customers

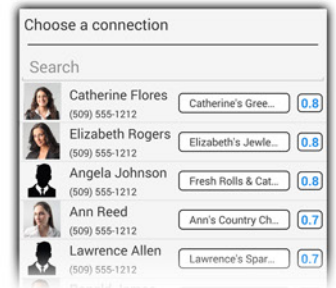
1 Find a Customer
Create a new, or find an existing customer you wish to forward.



2 Forward a Customer
Once you have located your customer, click the "Forward" button below their name to forward the customer to one of your connections.



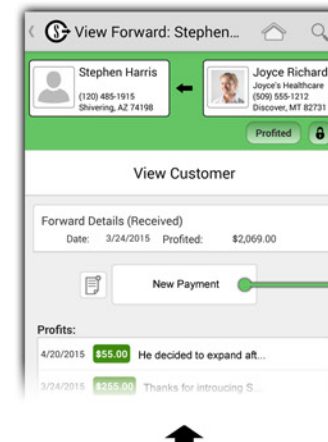
3 Choose a Connection
Select the destination connection from your connections list and introduce your customer. Then click "Send Forward".



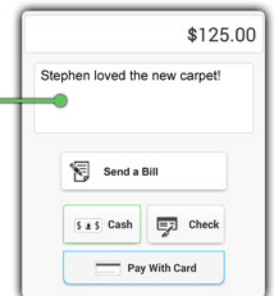
C Working with Forwards & Payments

2 Forward Summary
Instant overview and summary of the business connection, customer and status.

Tap either profile image to jump straight to the business or customer's profile.

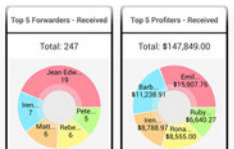


3 Profit the Forward!
Record & accept payments on any Forward by tapping the "New Payment" button. Include an optional custom message to your connection, who is immediately notified.



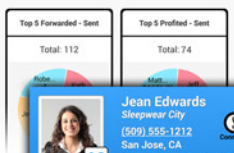
Profit History
Review the history of all generated revenue recorded on each specific forward you have sent or received.

D Advanced Analytics & Reporting



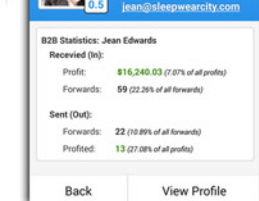
Information at a glance:

- Systematic review, breakdown and charting of exchanges and interactions.
- Tracking, analysis and reporting on each connected business



Quickly know at a glance:

- Your Revenue History (Sent or Received)
- Your Top Connections (Sent or Received):
 - Who has sent the most forwards
 - Who has generated the most revenue
- Avg. Profit-Per-Forward & Forward-Per-Month
- How each of your connections compare in your connection circle



1 Access your forwards
Solo provides quick and easy access to your sent and received forwards, neatly categorized and ready for your review:

- **New** - Received forwards that you have not yet reviewed or accepted
- **Open** - Forwards you have accepted, but not yet profited or marked as closed
- **All** - All forwards sent and received in chronological order